



January 2017

IMAP: An Online Database Management System

By: *Lareina Taing*

Gopher State One Call (GSOC) would like to remind all Facility Operators to update and confirm their notification areas for their respective utility companies. Take some time early in 2017 to verify that all your company's information in the GSOC system is up-to-date. Making sure your notification area database coverage and company contact information is correct will help prevent damages to your organization's underground infrastructure.

Facility Operators can use IMAP, an easy-to-use online database management application, to manage their notification area databases. Users can view, add, modify, and delete active notification polygons with this tool. Available 24/7, Facility Operators can use IMAP to effectively and efficiently manage their company's notification information.

Need a visual example of how IMAP works? See the graphic on the next page.

GSOC strives to offer streamlined technology to all stakeholders in the damage prevention industry. Together, we can reduce the number of underground damages that occur on a day-to-day basis. For any additional questions or comments about IMAP, contact the GSOC database administration team at imap@gopherstateonecall.org or 877-848-7472.

Click [HERE](#) for additional IMAP training resources (training videos and the IMAP manual).

IMAP

IMAP is an online application that allows underground facility operators to view, add, modify and delete notification polygons from their active database.

GSOC sent electronic and hard copy correspondence to all registered facility operators during the first week of September and November 2015. This correspondence is the information your company has on file with GSOC. All registered facility operators must review and verify this information in advance of the January 1st cutover.

If you have yet to reply with verification of your registered facility operator information please contact the GSOC 2016 database administration team at imap@gopherstateonecall.org or 877-848-7472 as soon as possible.

Please Note: All edits, updates or verifications to IMAP will become effective starting **January 1, 2016**. Prior to January 1, 2016 you must continue to manage your facility operator service area(s) via MSAM.

Looking for an easy-to-use tool for managing your notification database? Try **IMAP**.

GSOC provides this FREE on-line tool for Facility Operators who want full control of modifying their area(s) of notification. Available 24/7, use IMAP to add, delete or edit coverage areas. You can also specify the "effective" date for changes through IMAP's user-friendly interface.

Example IMAP Training Materials

IMAP Tutorial - Gopher Sta...
GSOC IMAP Manual.pdf
Adobe Acrobat document



IMAP

Here's a brief rundown of how **IMAP** helps ensure Facility Operators are notified quickly and accurately.

The user wants to create a new DATABASE POLYGON within the base map for future notifications for a specific area(s). They log into IMAP.

1.

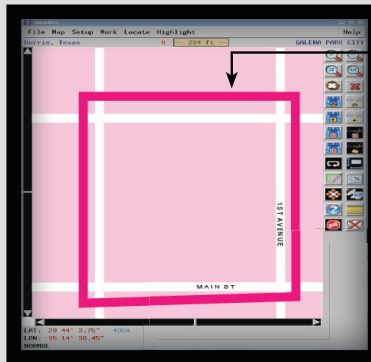
After logging into the IMAP system, the user adds a DATABASE POLYGON into the base map showing the whereabouts of a particular facility. This process allows them to be notified when work is being done near this area, through OCC's PRISM technology.



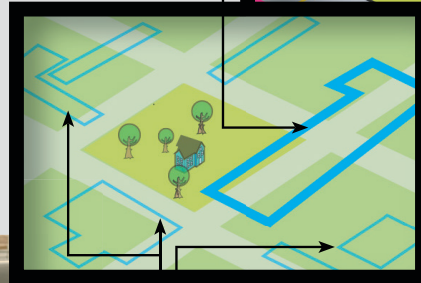
2.

After the new DATABASE POLYGON has been added to the database maps, PRISM works with this new information so when a NOTIFICATION POLYGON is drawn in the area near the newly added facility, the user is directly informed.

Prism's map interface, showing a NOTIFICATION POLYGON being drawn.



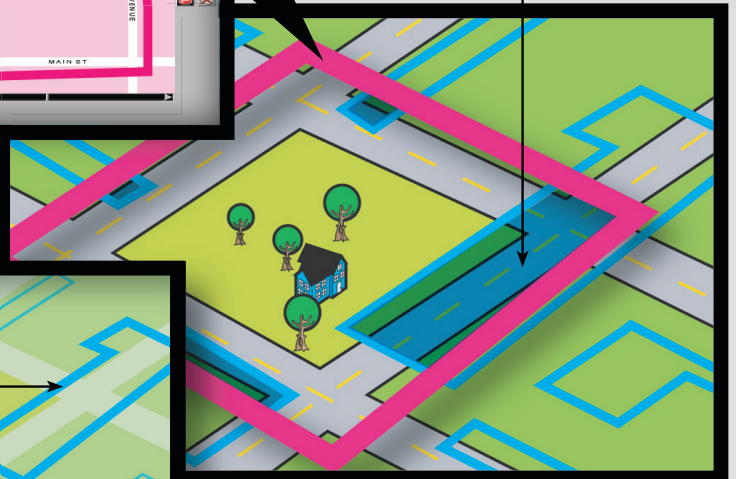
New polygon being added to database by the user.



Existing database polygons already installed in PRISM.

3.

Here, you can see the NOTIFICATION POLYGON covers a portion of the new database polygon that was added by the user. Now that the user has successfully added the database polygon to the map, PRISM will automatically notify the user.



Customer Support
(651)681-7326

To File a Locate Request:



Twin Cities Metro	651-454-0002
Greater MN Area	800-252-1166
Emergency	866-640-3637
Or you can go online at	www.gopherstateonecall.org



www.facebook.com/gopherstateonecall



www.twitter.com/gopheronecall

1110 Centre Pointe Curve Suite 100
Mendota Heights, MN 55120

customersupport@gopherstateonecall.org
www.gopherstateonecall.org